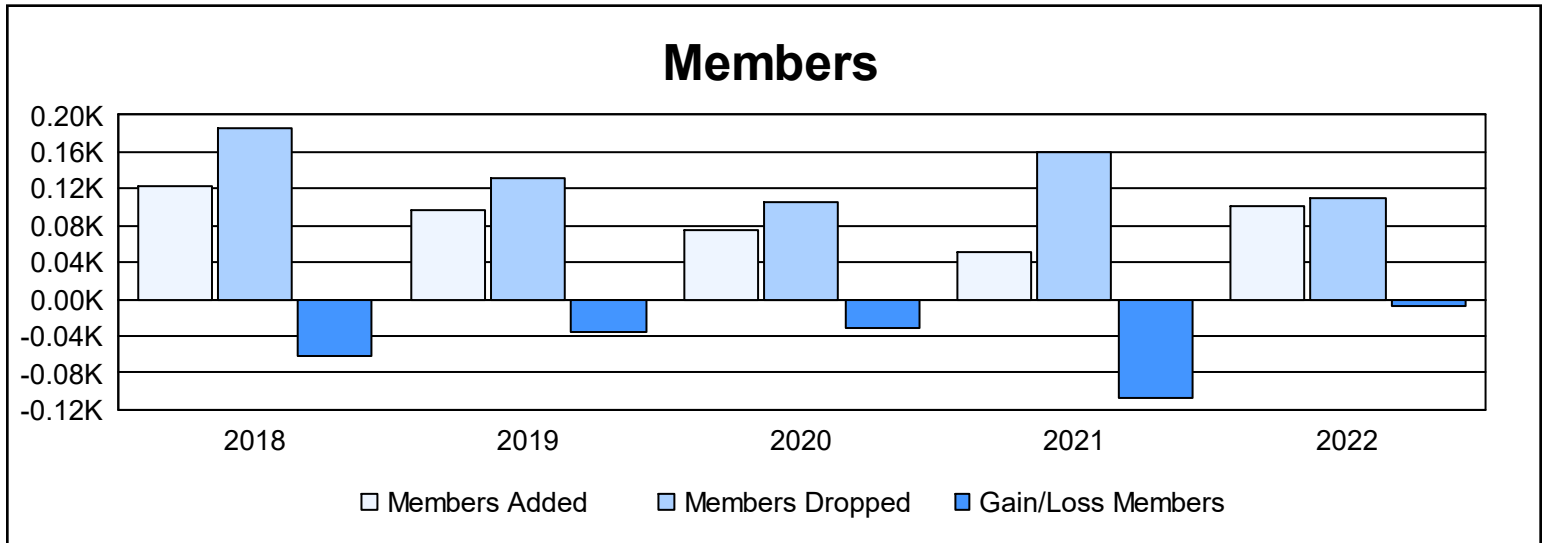
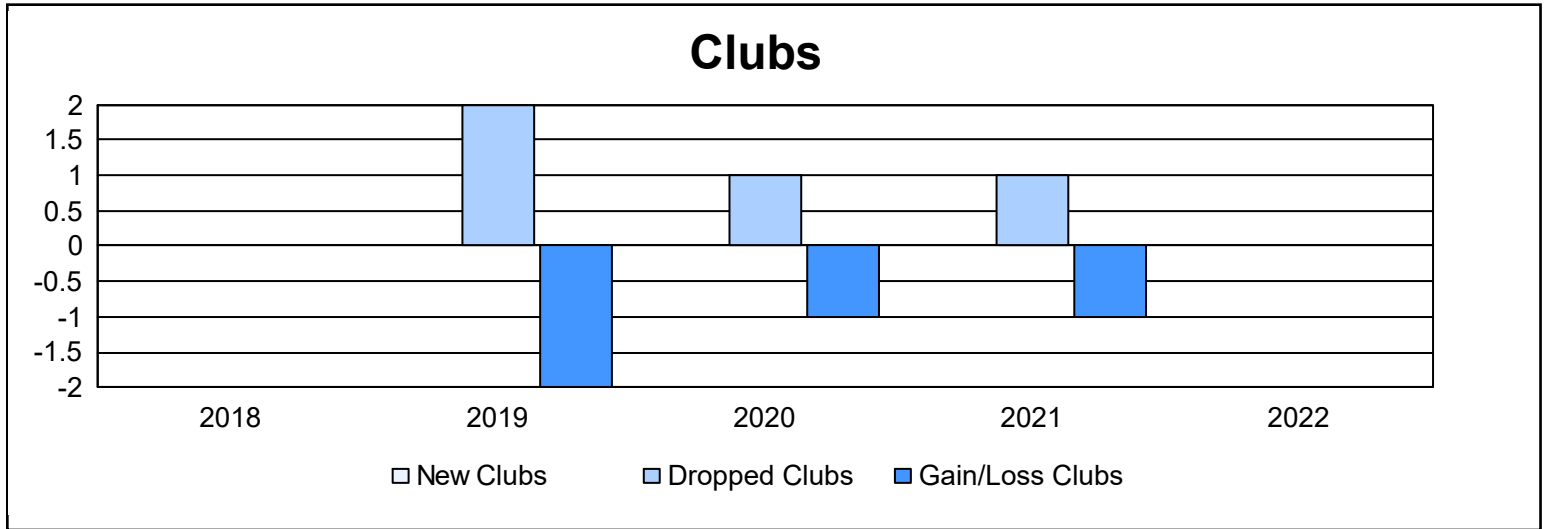
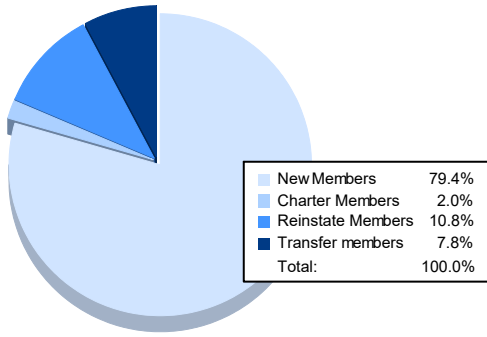


| Year           | New Clubs | Dropped Clubs | Gain/ Loss Clubs | New Members | Charter Members | Reinstate Members | Transfer Members | Total Member Added | Total Members Dropped | Gain/ Loss Members |
|----------------|-----------|---------------|------------------|-------------|-----------------|-------------------|------------------|--------------------|-----------------------|--------------------|
| 2017-2018      | 0         | 0             | 0                | 113         | 0               | 6                 | 4                | 123                | 185                   | -62                |
| 2018-2019      | 0         | 2             | -2               | 87          | 1               | 5                 | 3                | 96                 | 131                   | -35                |
| 2019-2020      | 0         | 1             | -1               | 72          | 0               | 1                 | 2                | 75                 | 106                   | -31                |
| 2020-2021      | 0         | 1             | -1               | 45          | 0               | 3                 | 4                | 52                 | 159                   | -107               |
| 2021-2022      | 0         | 0             | 0                | 81          | 2               | 11                | 8                | 102                | 109                   | -7                 |
| <b>Average</b> | <b>0</b>  | <b>1</b>      | <b>-1</b>        | <b>80</b>   | <b>1</b>        | <b>5</b>          | <b>4</b>         | <b>90</b>          | <b>138</b>            | <b>-48</b>         |



### Membership Composition June 2022 Cumulative



### Gender Composition June 2022 Cumulative

